



Shenzhen wellgo technology Co., LTD

- ★ **Battery copper-nickel composite sheet;**
- ★ **Copper-Aluminum composite sheet;**
- ★ **Copper Busbar;**
- ★ **Aluminum Busbar and other battery connection Busbar;**
- ★ **Battery bracket;**

CONTENTS

- 1** 01-13
Copper-nickel sheet &
Application Cases
- 3** 20-26
Nickel strips & nickel sheets

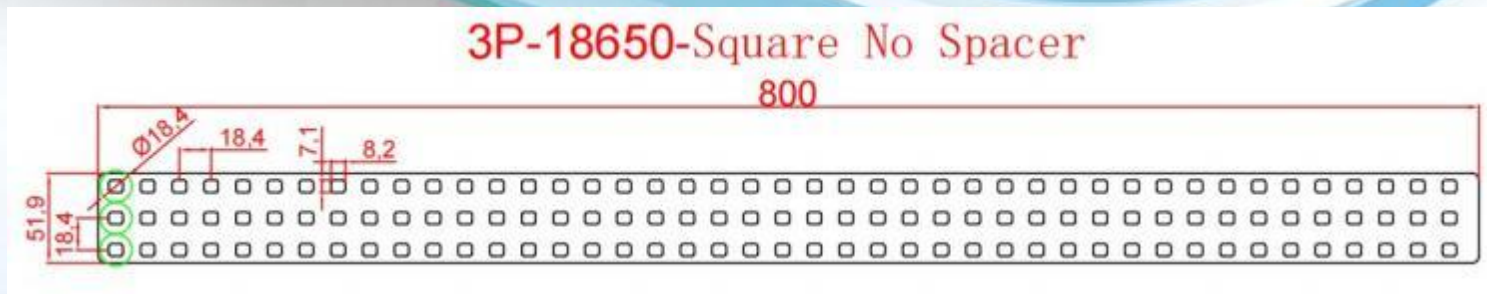
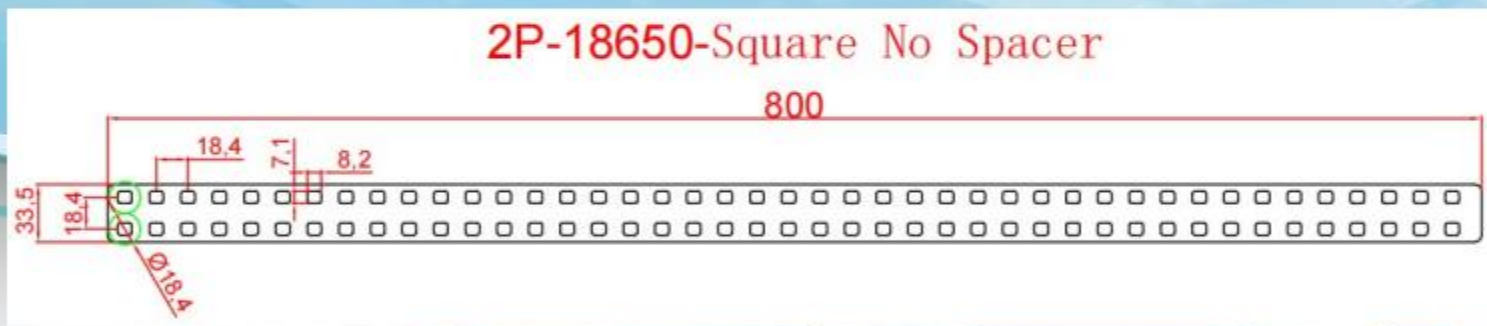
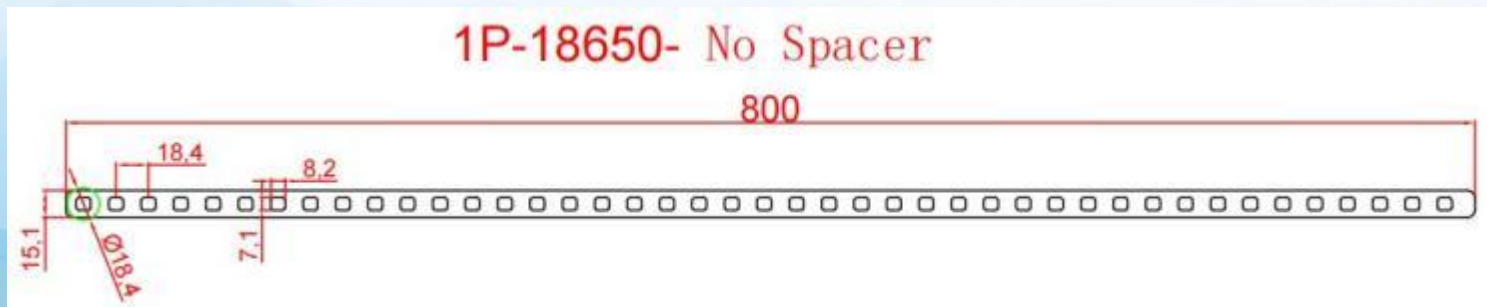
- 2** 14-19
Battery plastic bracker
- 4** 27
Insulating paper /
fish paper



01 In stock: Battery Copper Busbar Connector

Support samples, Customized according to the drawing

Free to cut !!





02 In stock: Battery Copper Busbar Connector

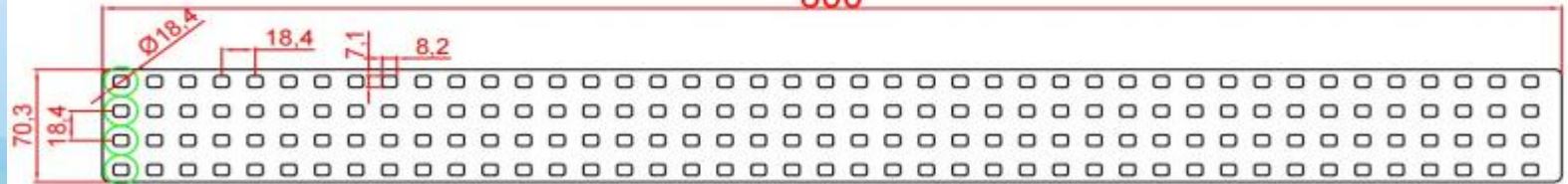
Support samples, Customized according to the drawing

Free to cut !!



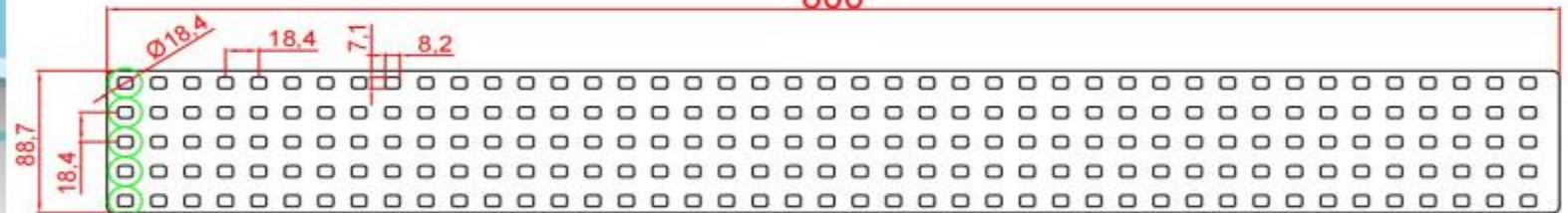
4P-18650-Square No Spacer

800



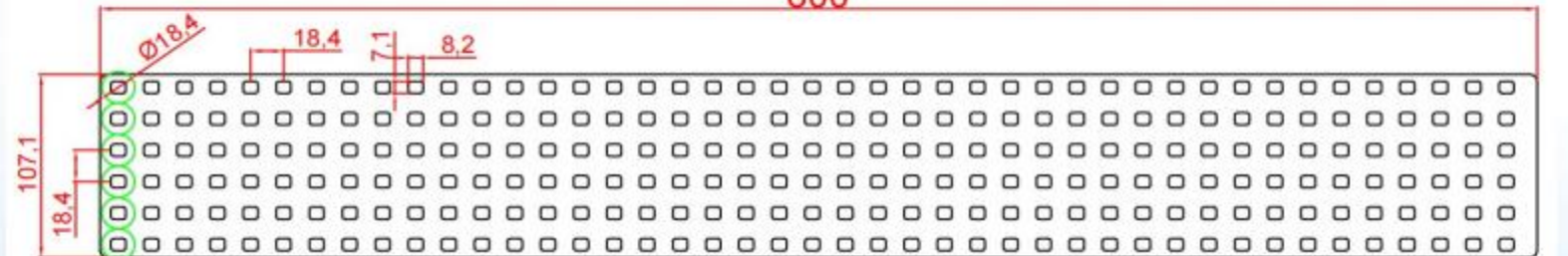
5P-18650-Square No Spacer

800



6P-18650-Square No Spacer

800

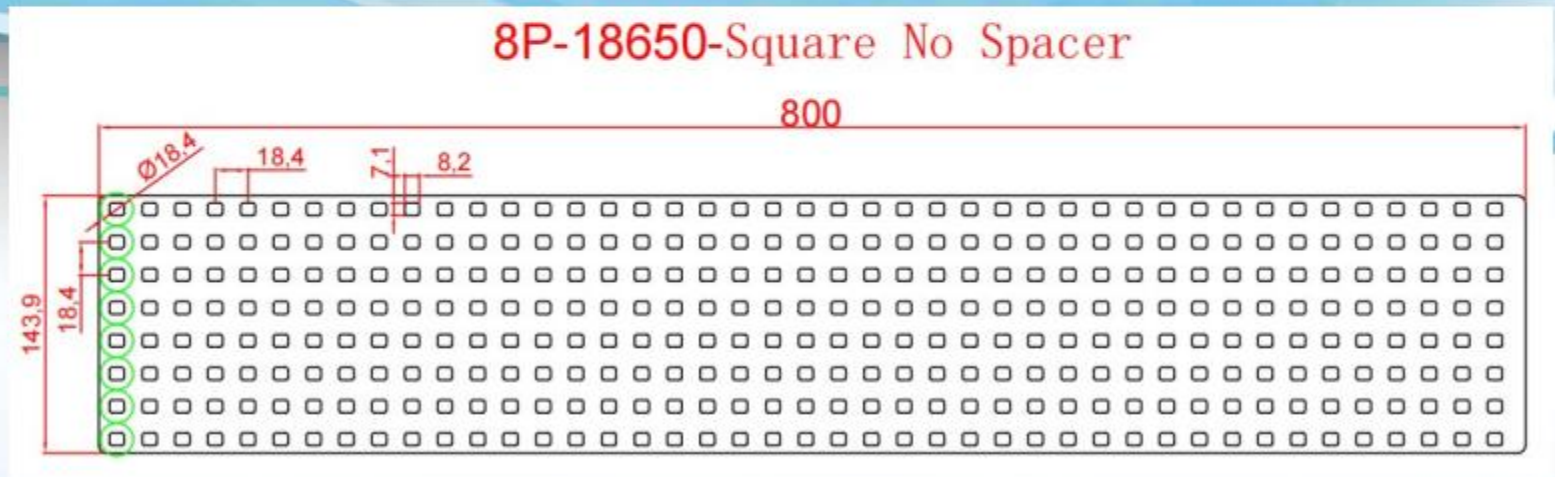





03 In stock: Battery Copper Busbar Connector

Support samples, Customized according to the drawing

Free to cut !!





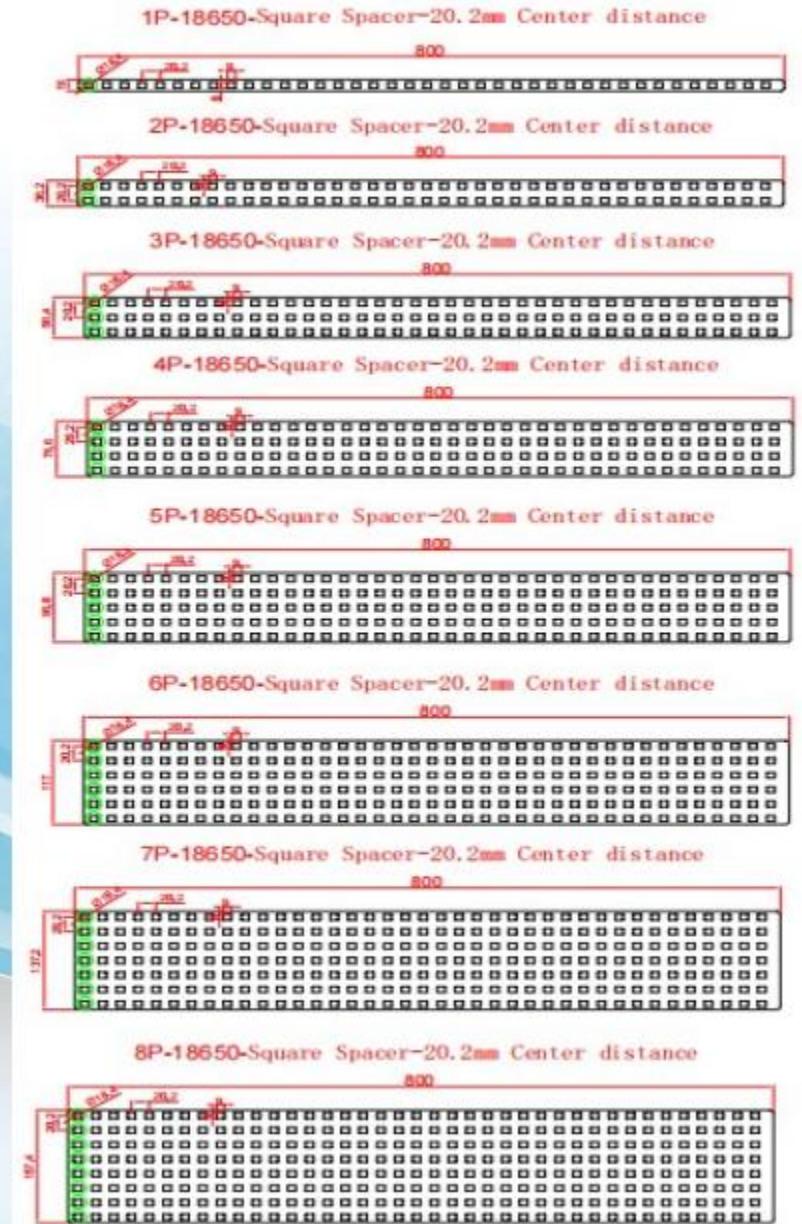
04 In stock: Battery Copper Busbar Connector

Support samples, Customized according to the drawing

Free to cut !!



**18650 Copper
Busbar**
1P~8P
Square Spacer
**Cell Center Distance:
20.2mm**





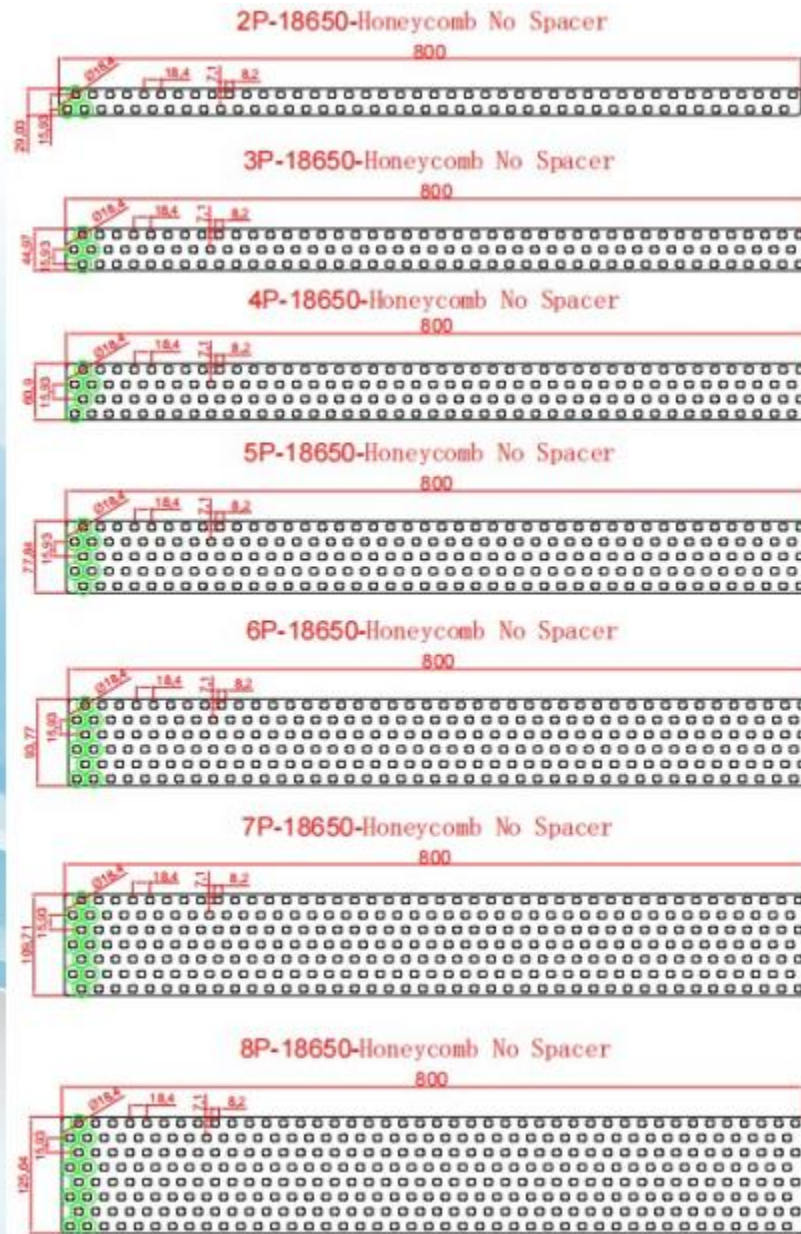
05 In stock: Battery Copper Busbar Connector

Support samples, Customized according to the drawing

Free to cut !!



18650 Copper Busbar
1P~8P
Honeycomb No Spacer
Cell Center Distance: 20.2mm



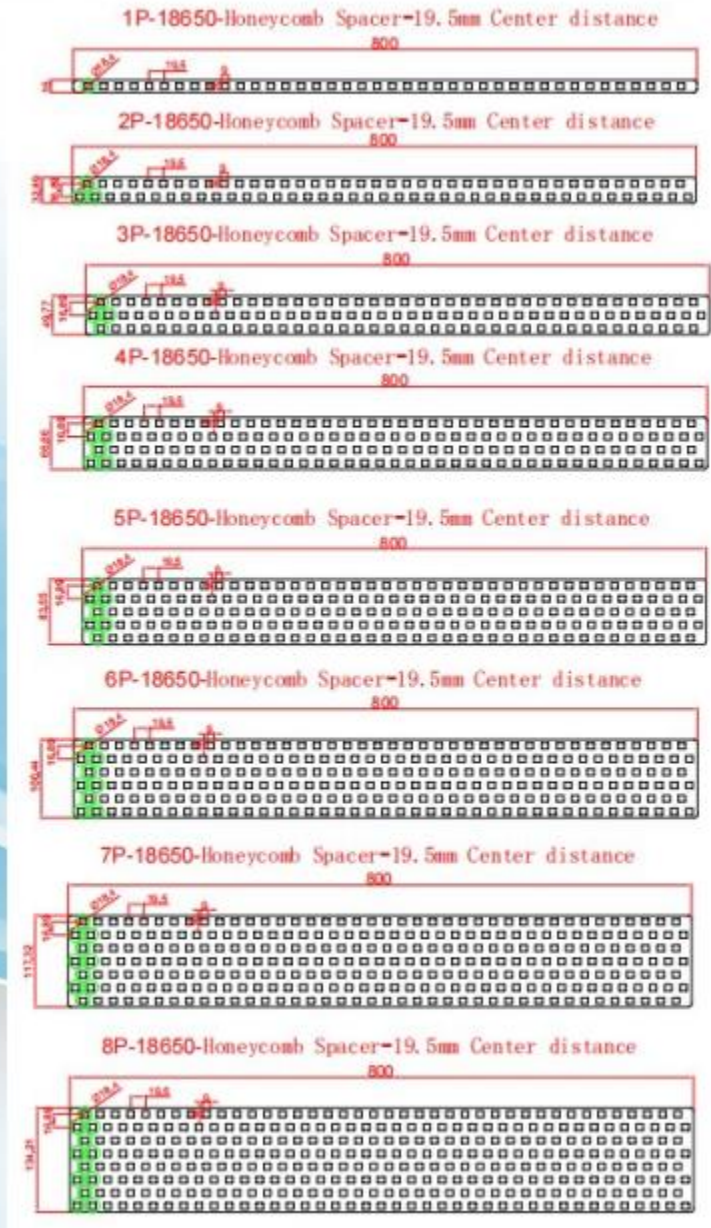


06 In stock: Battery Copper Busbar Connector

Support samples, Customized according to the drawing

Free to cut !!

**18650 Copper
Busbar**
1P~8P
Honeycomb
Spacer
Cell Center Distance:
19.5mm





07 In stock: Battery Copper Busbar Connector

Support samples, Customized according to the drawing

Free to cut !!

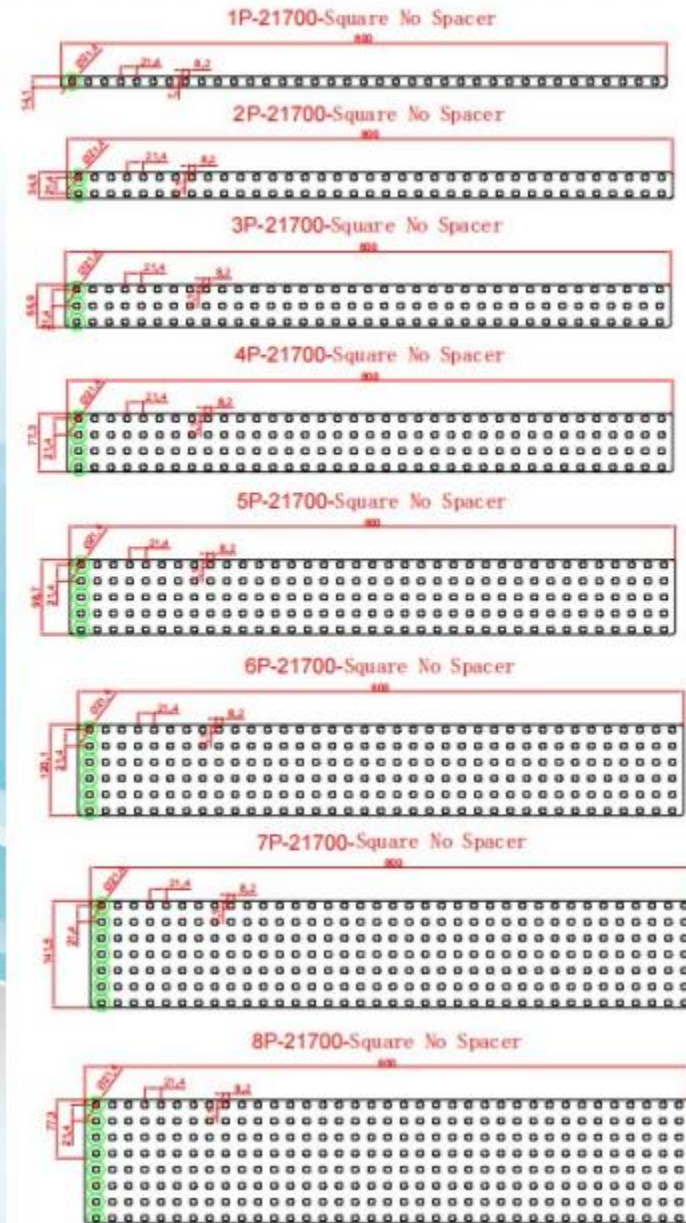


**21700 Copper
Busbar**

1P~8P

Square No Spacer

**Cell Center Distance:
21.4mm**





08 In stock: Battery Copper Busbar Connector

Support samples, Customized according to the drawing

Free to cut !!

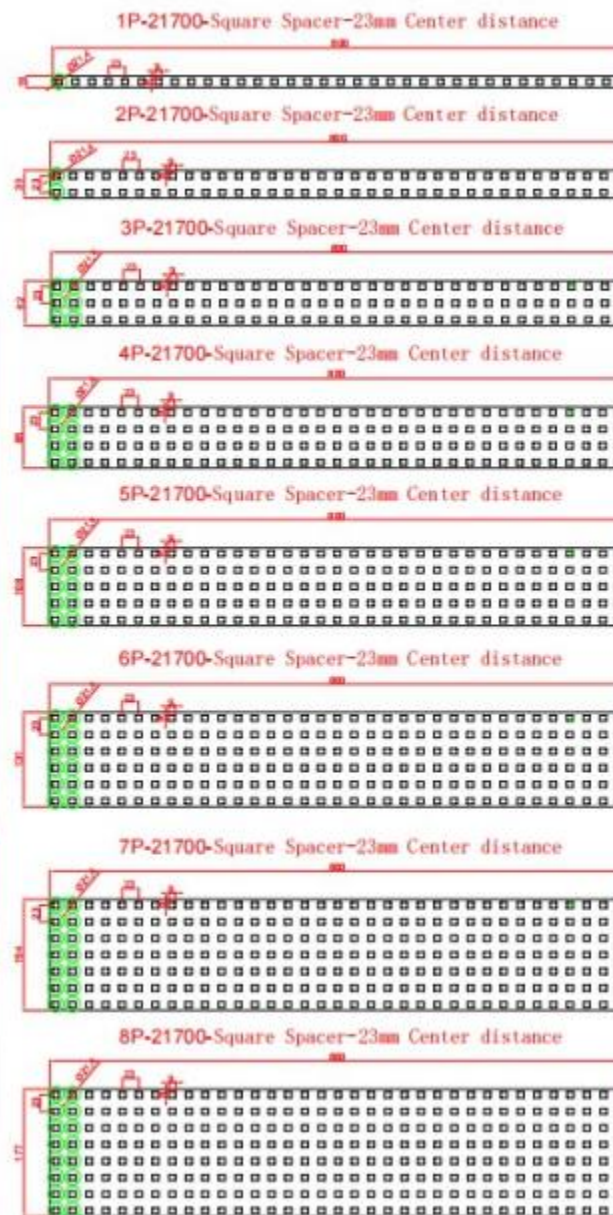


**21700 Copper
Busbar**

1P~8P

Square Spacer

**Cell Center Distance:
23mm**





09 In stock: Battery Copper Busbar Connector

Support samples, Customized according to the drawing

Free to cut !!

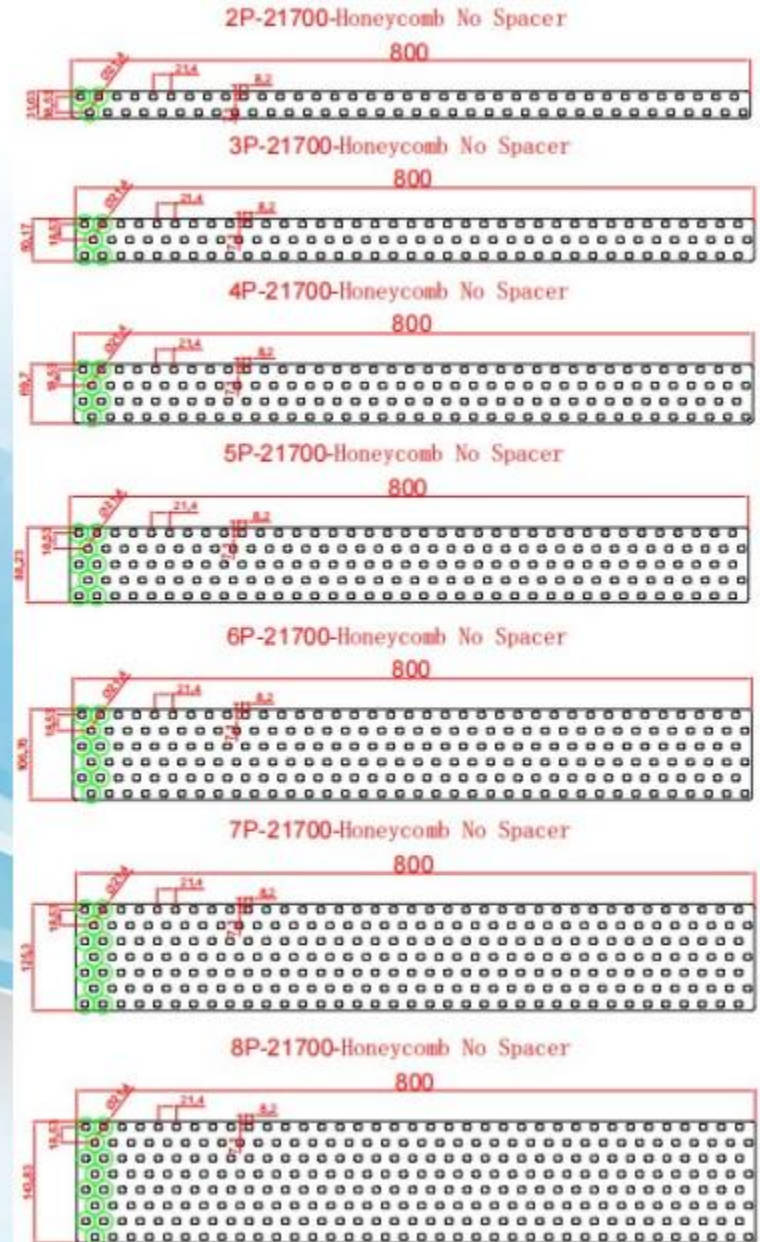


**21700 Copper
Busbar**

1P~8P

**Honeycomb No
Spacer**

**Cell Center Distance:
21.4mm**





10 In stock: Battery Copper Busbar Connector

Support samples, Customized according to the drawing

Free to cut !!

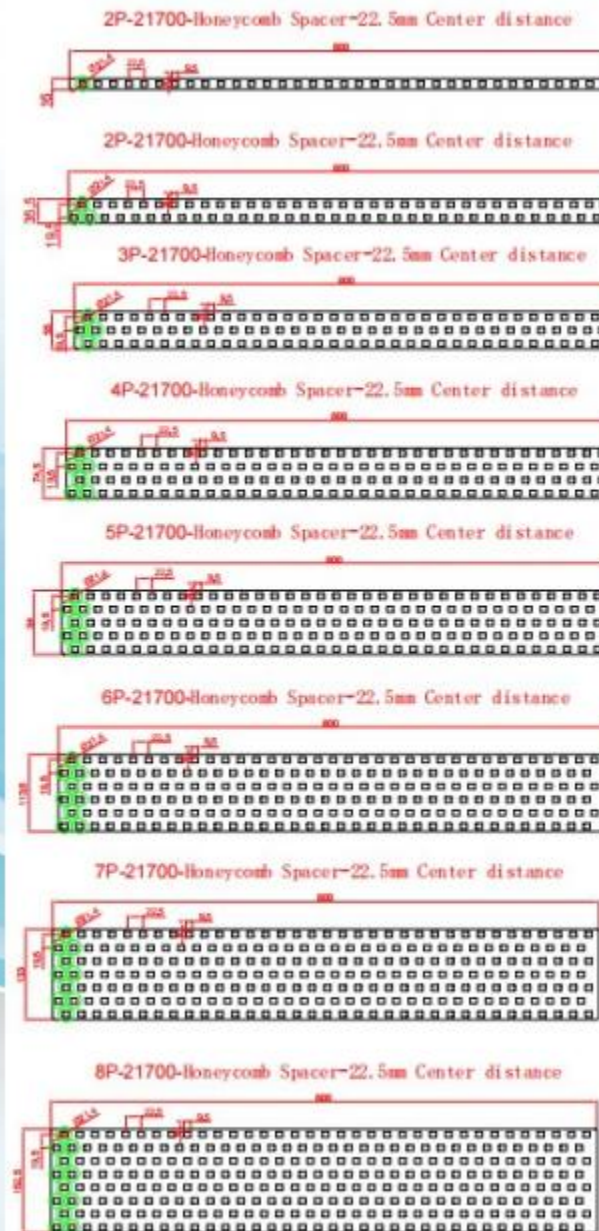


**21700 Copper
Busbar**

1P~8P

Honeycomb Spacer

**Cell Center Distance:
22.5mm**






11

Copper- Nickel Sheet

Fast delivery, customized, no need mold fees



Different copper thicknesses are available

0.3 mm / 0.5 mm / 1 mm / 2 mm

Can be made in different sizes

can be insert Nuts


Can be customized according to drawings

Aluminum Copper sheet

Samples can be customized

can be bent


Copper- Nickel Sheet




01



02



03



04



05



06



07





08



13

Application Cases of Copper- Nickel Sheet













Easy to
spot
welding

Can carry
large
current

Pure copper
+ copper-
nickel
composite


14 Splice bracket-1




15 Splice bracket-2



33155-2x3
Cell hole: 34.2mm
Spacing: 35.2 mm



33155-2x4
Cell hole: 34.2mm
Spacing: 35.2 mm



33155-2x5
Cell hole: 34.2mm
Spacing: 35.2 mm



38120- 1x2
Cell hole: 38mm
Spacing: 39.9 mm




40152- 1x2
Cell hole: 40.4mm
Spacing: 42.3mm




46160- 1x2
Cell hole: 46.2mm
Spacing: 48.2mm



60280-1x2
Cell hole: 66.2mm
Spacing: 68.3mm





66160-1x1
Cell hole: 66.2mm



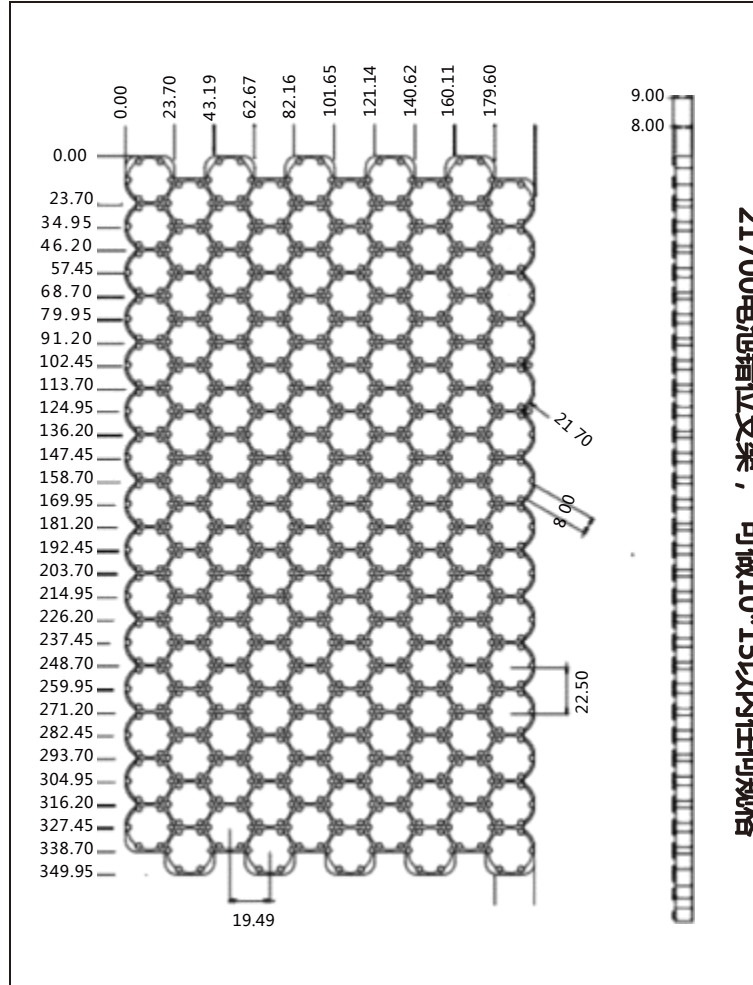
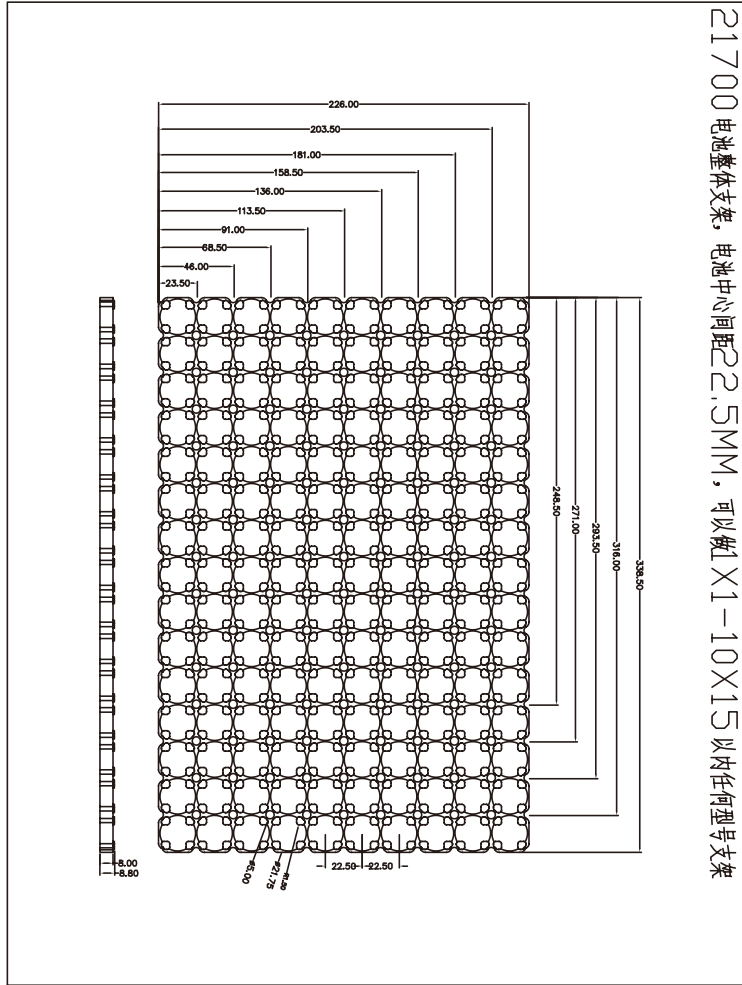
66160- 1x2
Cell hole: 66.2mm
Spacing: 68.3mm

16 18650 Integrated Spacer



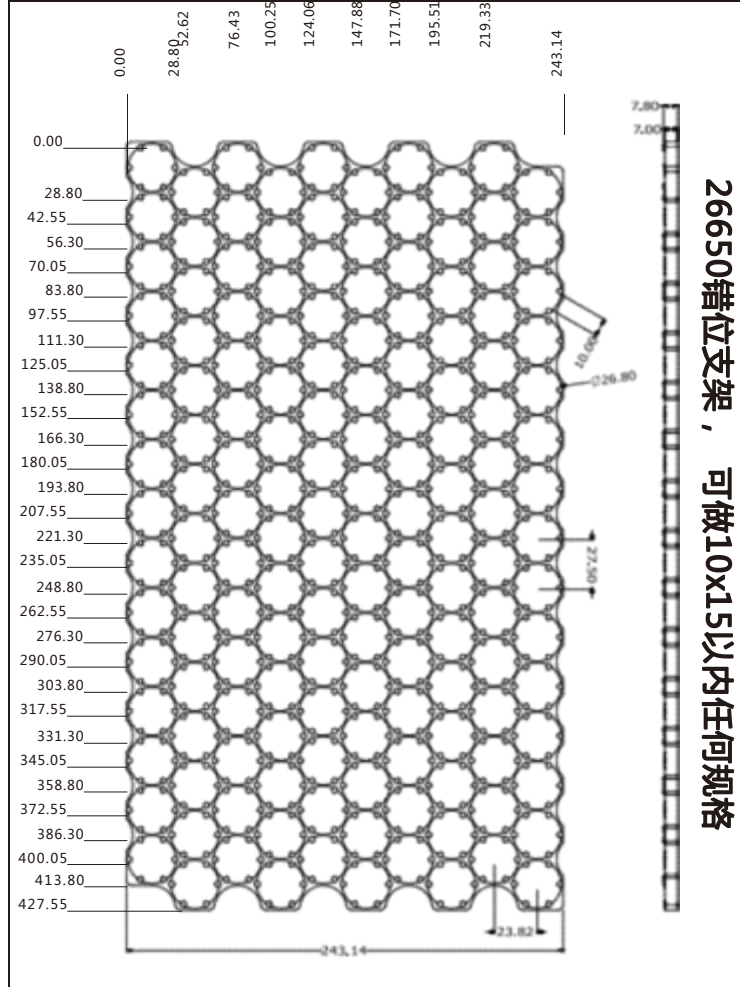
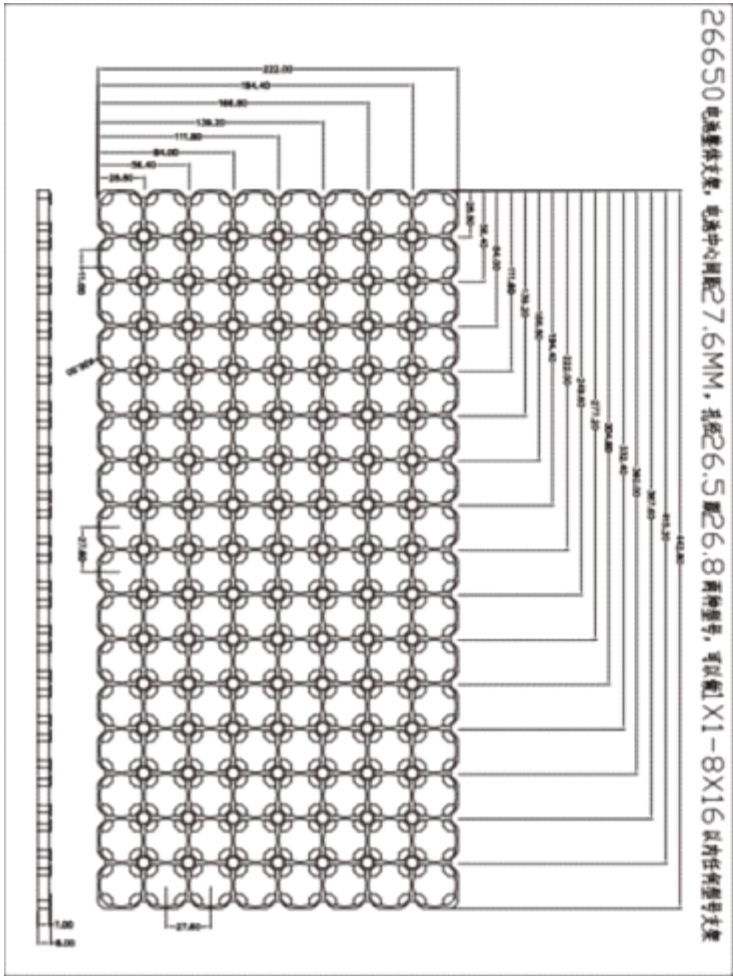
Square: Max 15*20 holes;
 Honeycomb: Max 16*22 holes
 Cell hole: 18.4mm/ 18.6mm;
 Spacing: 19mm;
Can be cut according to the shape.

17 21700 Integrated Spacer



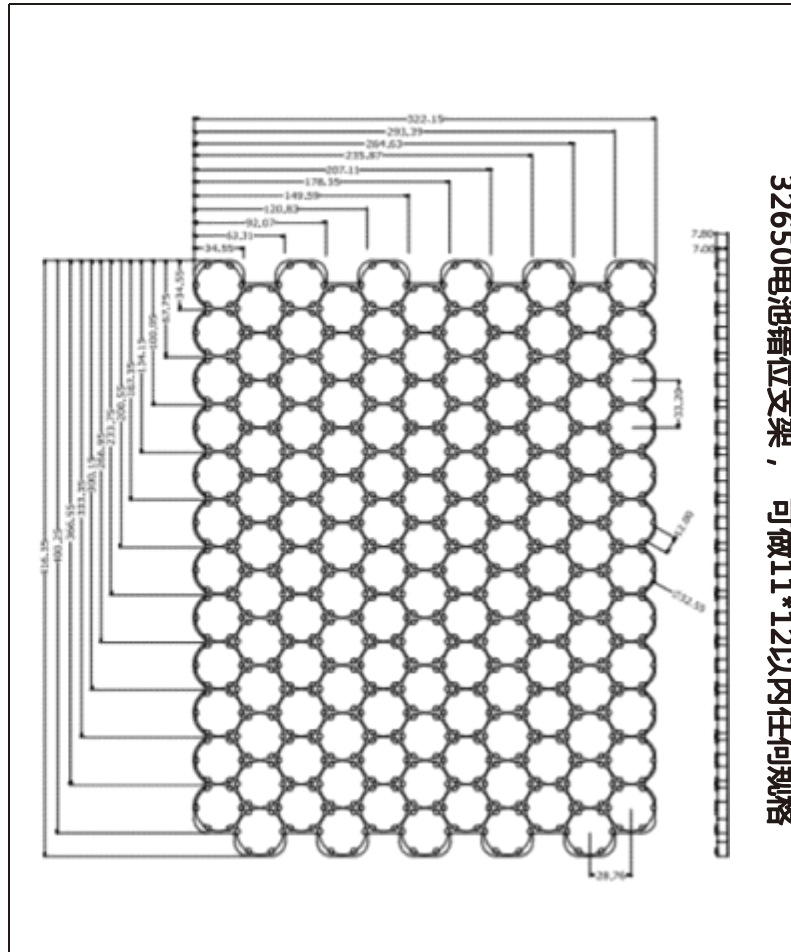
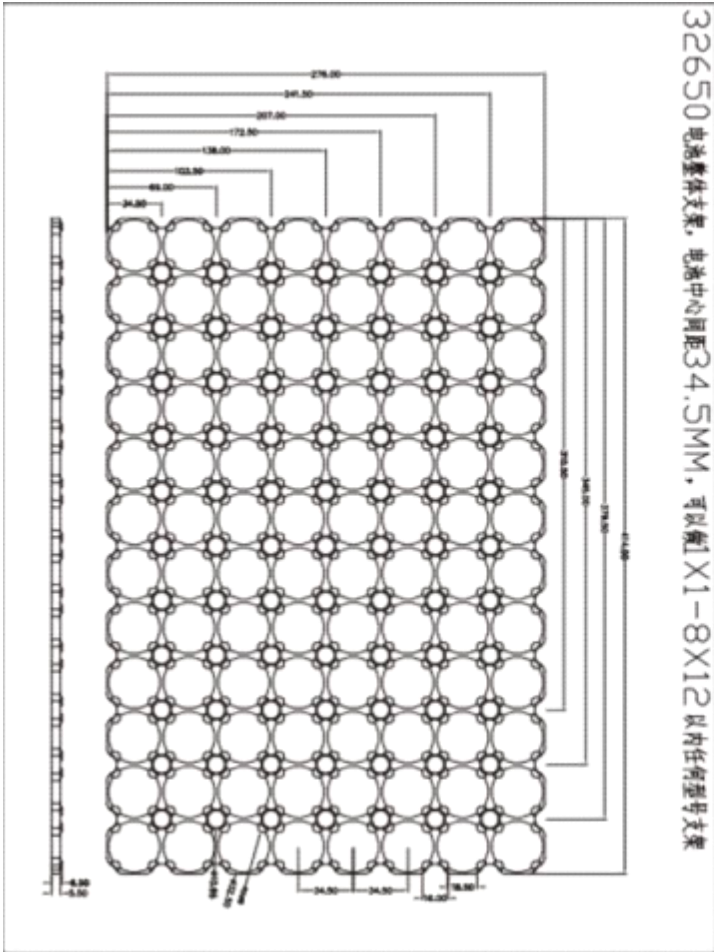
Square: Max 10*15 holes;
 Honeycomb: Max 10*15 holes;
 Cell hole: 21.3mm / 21.7mm
 / 21.8mm;
 Spacing: 22.5mm;
 Can be cut according to the shape.

18 26650 Integrated Spacer



Square : Max 8*16 holes ;
 Honeycomb : Max 10*15 holes ;
 Cell hole : 26.4mm / 26.8mm ;
 Spacing : 27.6mm ;
 Can be cut according to the shape.

19 32650 Integrated Spacer



Square :Max 8*12 ho les;
 Ho ne yc omb :M ax 1 1 *1 2 holes;
 Cell hole:32.5 mm ;
 Spac ing :34 .5mm;
Can be cut according to the shape.

20 18650nickel strap

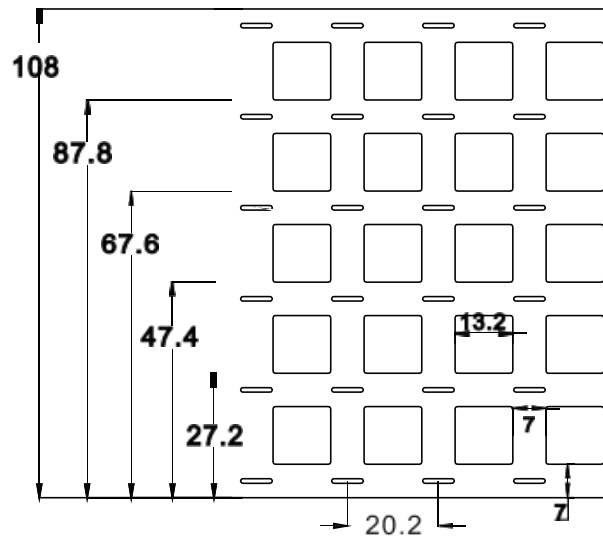


18650 forward coil parameter table

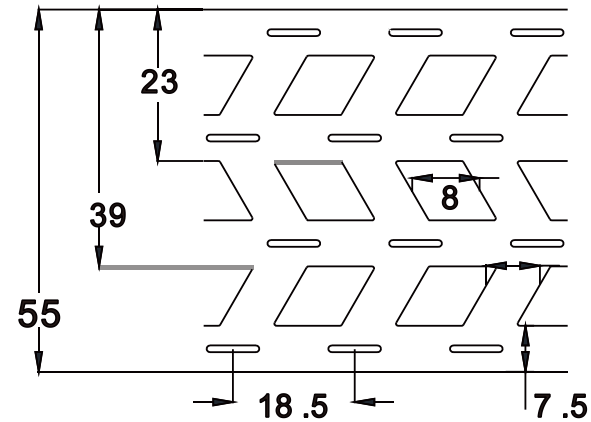
Nickel strip thickness : 0.1 mm,0.12mm,0.15mm,0.2 mm,0.3 mm(Common thickness : 0.15mm) ;
 material : Nickel plated steel, pure nickel Ni6, nickel plated copper;
 Center distance: 18.5mm (without support), 19mm(fixed support), 20.2mm (splicing support); (Can be cut off any length according to requirements, with lead Angle)

18650 inclined and coiling material parameter table

Nickel strip thickness : 0.1 mm,0.12mm,0.15mm,0.2 mm,0.3 mm(Common thickness : 0.15mm) ;
 material : Nickel plated steel, pure nickel Ni6, nickel plated copper;
 Nickel strip center distance: 18.5mm (without support), 19mm(fixed support), 20.2mm (splicing support); (Can be cut off any length according to requirements, with lead Angle)



centre distance (mm)	18.5	19	20.2
Width of edge (mm)	7	7	7
Width of 2p	25.5	26	27.2
Width of 3p	44	45	47.4
Width of 4p	62.5	64	67.6
Width of 5p	80.9	83	87.8
Width of 6p	99.4	102	108

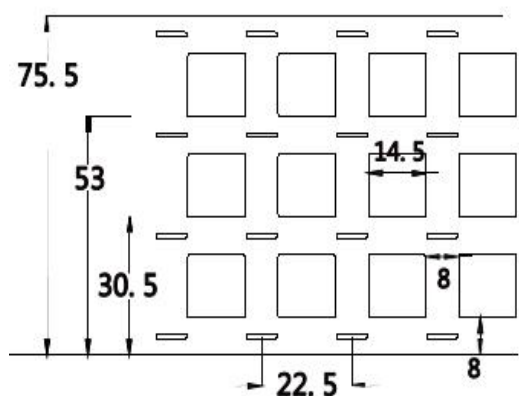


centre distance (mm)	18.5	19	19.5
Width of edge (mm)	7.5	7	8.8
Width of 2p	23	23.5	25.5
Width of 3p	39	40	42.39
Width of 4p	55	56.4	59.27

21 21700nickel strap

21700 forward coil parameter table

Nickel strip thickness : 0.1 mm,0.12mm,0.15mm,0.2 mm,0.3 mm(Common thickness : 0.15mm) ;
 material : Nickel plated steel, pure nickel Ni6, nickel plated copper;
 Center distance: 21.5mm (without support), 22.5mm(fixed support), 23mm (splicing support); (Can be cut off any length according to requirements, with lead Angle)

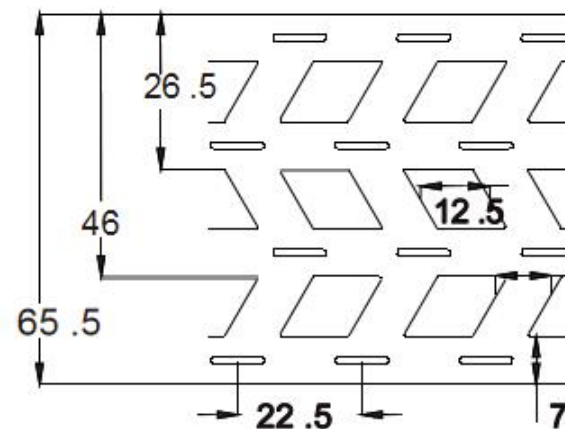


centre distance (mm)	21.5	22.5	23
Width of edge (mm)	9	8	9
Width of 2p	30.5	30.5	32
Width of 3p	52	53	55
Width of 4p	73.5	75.5	78



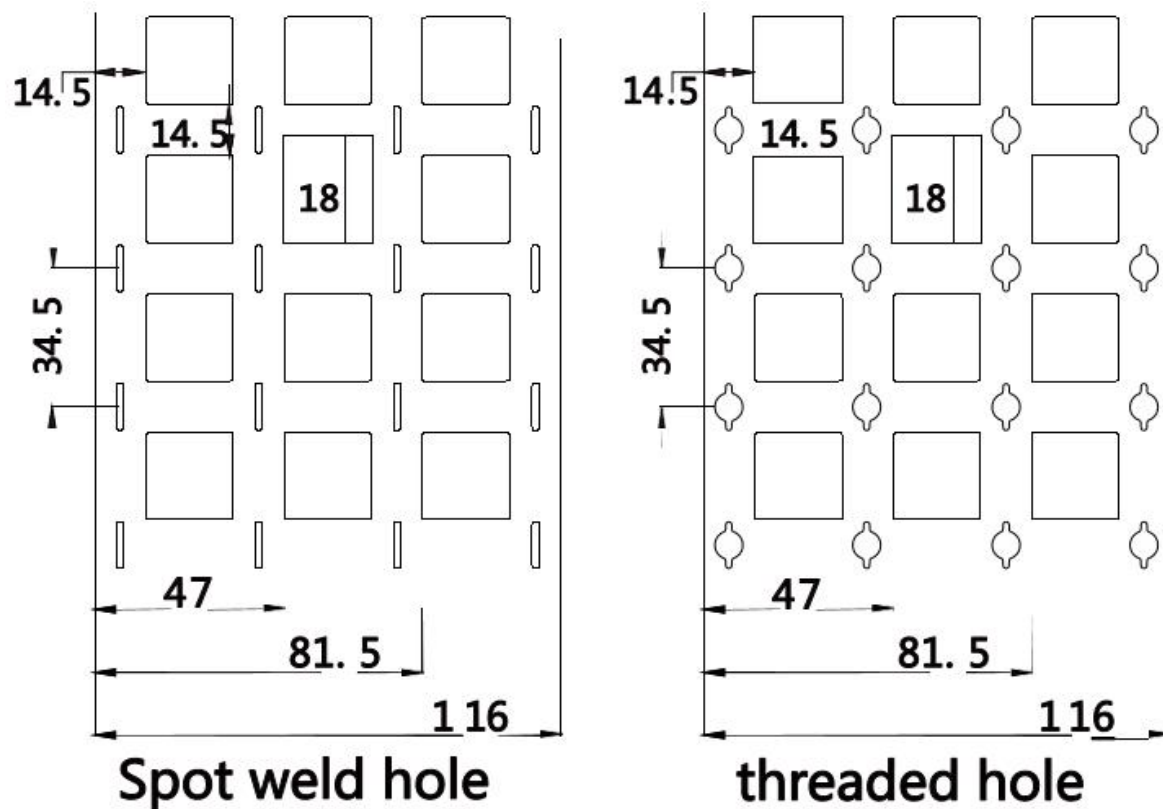
21700 inclined and coiling material parameter table

Nickel strip thickness : 0.1 mm,0.12mm,0.15mm,0.2 mm,0.3 mm(Common thickness : 0.15mm) ;
 material : Nickel plated steel, pure nickel Ni6, nickel plated copper;
 Nickel strip center distance: 18mm (without support), 19mm(fixed support), 20.2mm (splicing support); (Can be cut off any length according to requirements, with lead Angle)



centre distance (mm)	21.5	22.5
Width of edge (mm)	8.9	7
Width of 2p	27.5	26.5
Width of 3p	46.1	46
Width of 4p	64.7	65.5

22 26650nickel strap



32650 forward coil parameter table

centre distance (mm)	32.5	34.5
Width of edge (mm)	14.5	14.5
Width of 2p	47	47
Width of 3p	79.5	81.5
Width of 4p	112	116

Nickel strip thickness : 0.1 mm,0.12mm,0.15mm,0.2 mm,0.3 mm
(Common thickness : 0.15mm) ;

material : Nickel plated steel, pure nickel Ni6, nickel plated copper;

Center distance: 32.5mm (without support)

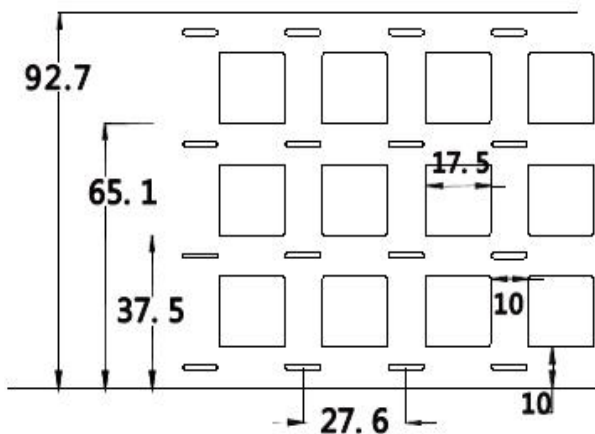
34.5mm (fixed support/splicing support);

(Can be cut off any length according to requirements, with lead Angle)

23 32650nickel strap

32650 forward coil parameter table

Nickel strip thickness : 0.1 mm,0.12mm,0.15mm,0.2 mm,0.3 mm(Common thickness : 0.15mm) ;
 material : Nickel plated steel, pure nickel Ni6, nickel plated copper;
 Center distance: 26.2mm (without support) 27.6mm (fixed support/splicing support);
 (Can be cut off any length according to requirements, with lead Angle)

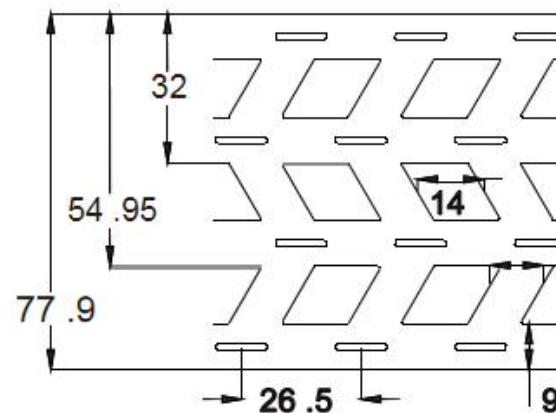


centre distance (mm)	26.2	27.6	28.2
Width of edge (mm)	8.5	10	11
Width of 2p	34.5	37.5	39.5
Width of 3p	52	65.1	67.7
Width of 4p	73.5	92.7	95.9



32650 inclined and coiling material parameter table

Nickel strip thickness : 0.1 mm,0.12mm,0.15mm,0.2 mm,0.3 mm(Common thickness : 0.15mm) ;
 material : Nickel plated steel, pure nickel Ni6, nickel plated copper;
 Nickel strip center distance: 18.5mm (without support), 19mm(fixed support), 20.2mm (splicing support); (Can be cut off any length according to requirements, with lead Angle)



centre distance (mm)	26.5	27.5
Width of edge (mm)	9	8.5
Width of 2p	32	32
Width of 3p	54.95	55.82
Width of 4p	77.9	79.63



Contact us

I Phone : Ken +86 18038053100

I WhatsApp/ Wechat : +86 18038053100

I Office email : ken@wellgobattery.com